



AMS

American Meteorological Society

Supplemental Material

Journal of Climate

Increased Model Resolution Amplifies Boreal Winter Arctic Precipitation and Atmospheric Circulation Response to Sea Ice Loss

<https://doi.org/10.1175/JCLI-D-25-0260.1>

© [Copyright 2026 American Meteorological Society](#) (AMS)

For permission to reuse any portion of this work, please contact permissions@ametsoc.org. Any use of material in this work that is determined to be “fair use” under Section 107 of the U.S. Copyright Act (17 USC §107) or that satisfies the conditions specified in Section 108 of the U.S. Copyright Act (17 USC §108) does not require AMS’s permission. Republication, systematic reproduction, posting in electronic form, such as on a website or in a searchable database, or other uses of this material, except as exempted by the above statement, requires written permission or a license from AMS. All AMS journals and monograph publications are registered with the Copyright Clearance Center (<https://www.copyright.com>). Additional details are provided in the AMS Copyright Policy statement, available on the AMS website (<https://www.ametsoc.org/PUBSCopyrightPolicy>).

1
2
3
4
5
6
7
8
9
10
11
12
13
14
15
16
17
18
19
20
21
22
23
24

Support information

**Increased Model Resolution Amplifies Boreal Winter
Arctic Precipitation and Atmospheric Circulation
Response to Sea-Ice Loss**

Lantao Sun^{a*}, Robert C. J. Wills^b, Clara Deser^c, Adam Herrington^c,
Isla R. Simpson^c, and Melissa Gervais^d

^a *Department of Atmospheric Science, Colorado State University, Fort Collins, CO*

^b *Institute for Atmospheric and Climate Science Department of Environmental Systems Science, ETH
Zurich, Switzerland*

^c *Climate and Global Dynamics Laboratory, NSF NCAR, Boulder, CO*

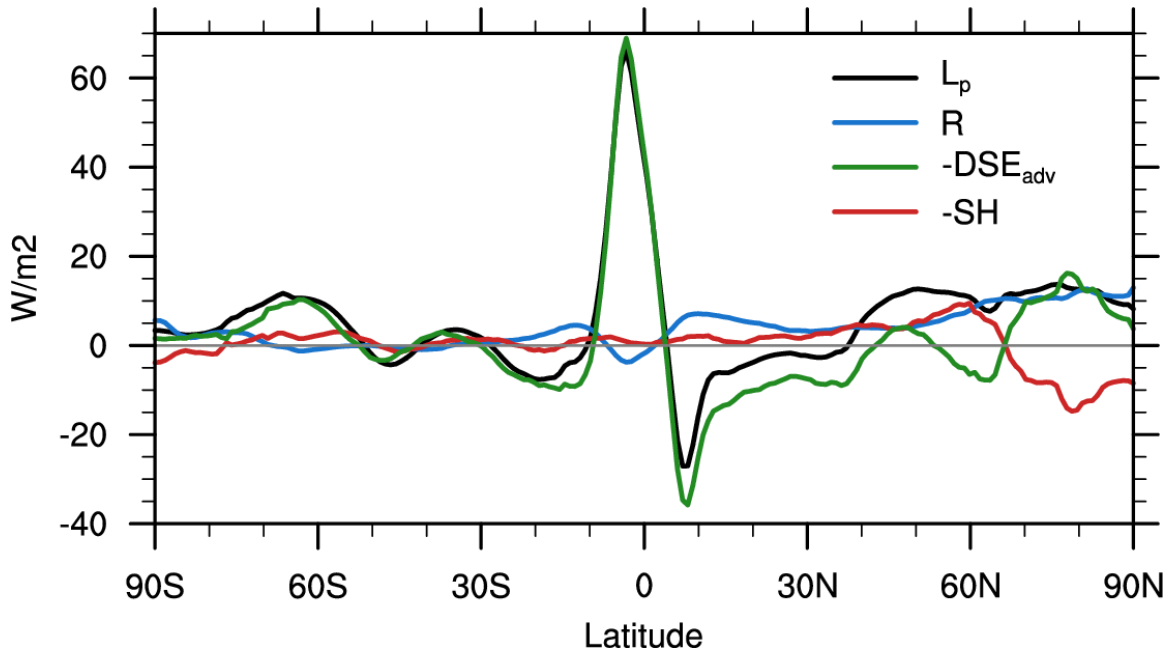
^d *Department of Meteorology and Atmospheric Science, Pennsylvania State University, College Park, PA*

Revised on January 26, 2026

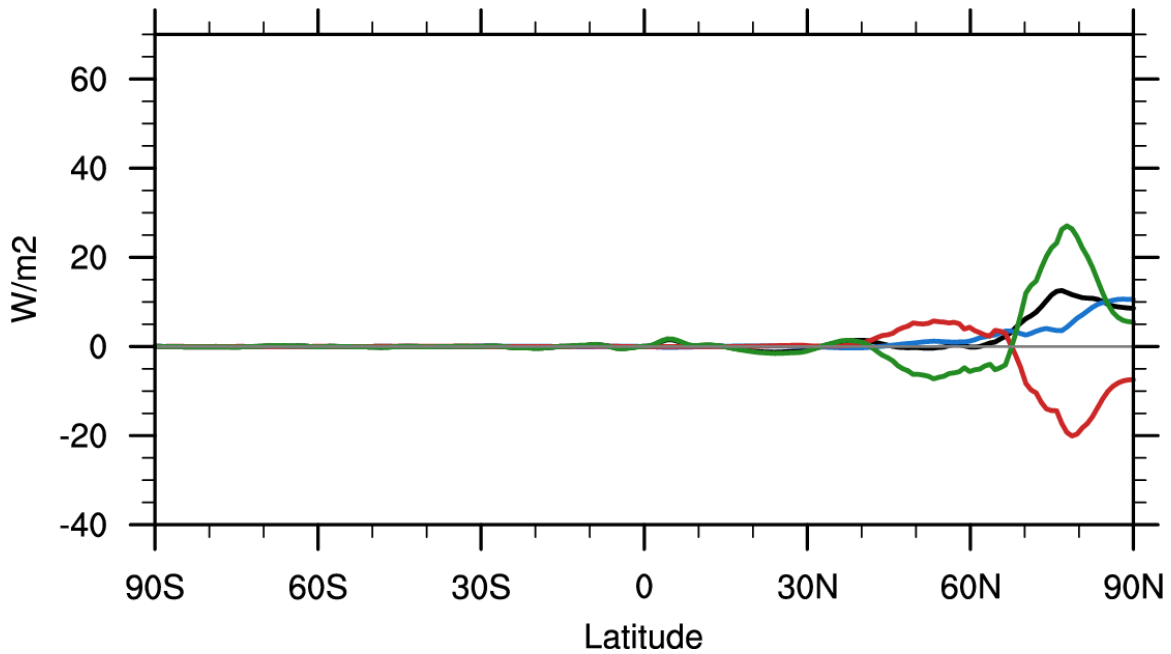
Submitted to *J. Climate*

**Corresponding author: Lantao Sun (lantao.sun@rams.colostate.edu)*

a) SSP3-7.0



b) sea ice loss effect



25
26
27
28

Figure S1: Atmospheric energy budget for (a) the future change between 1850-1869 and 2080-2089 and (b) its corresponding Arctic sea ice loss contributions.

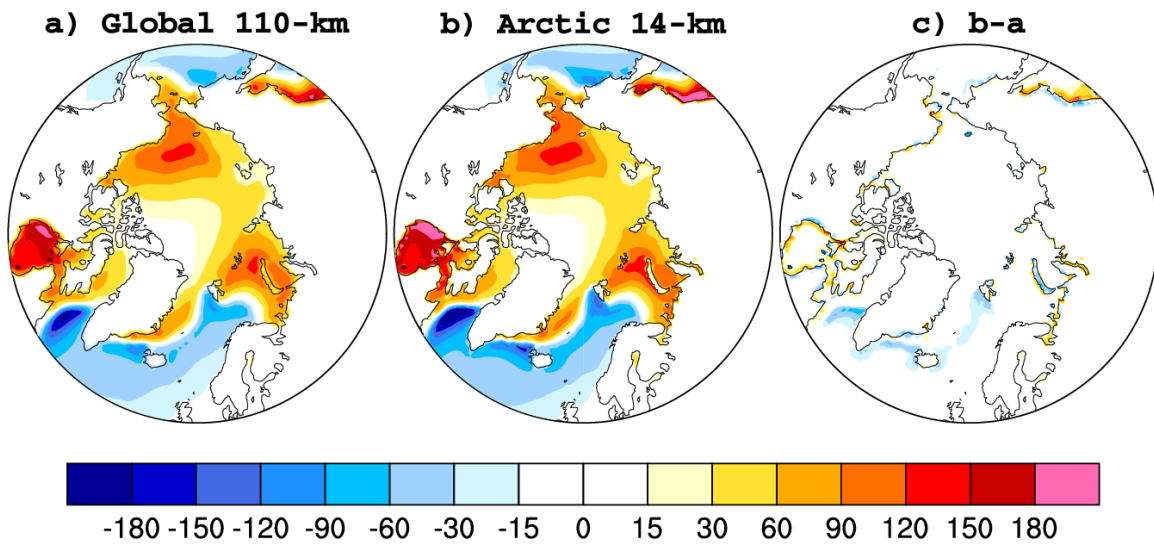
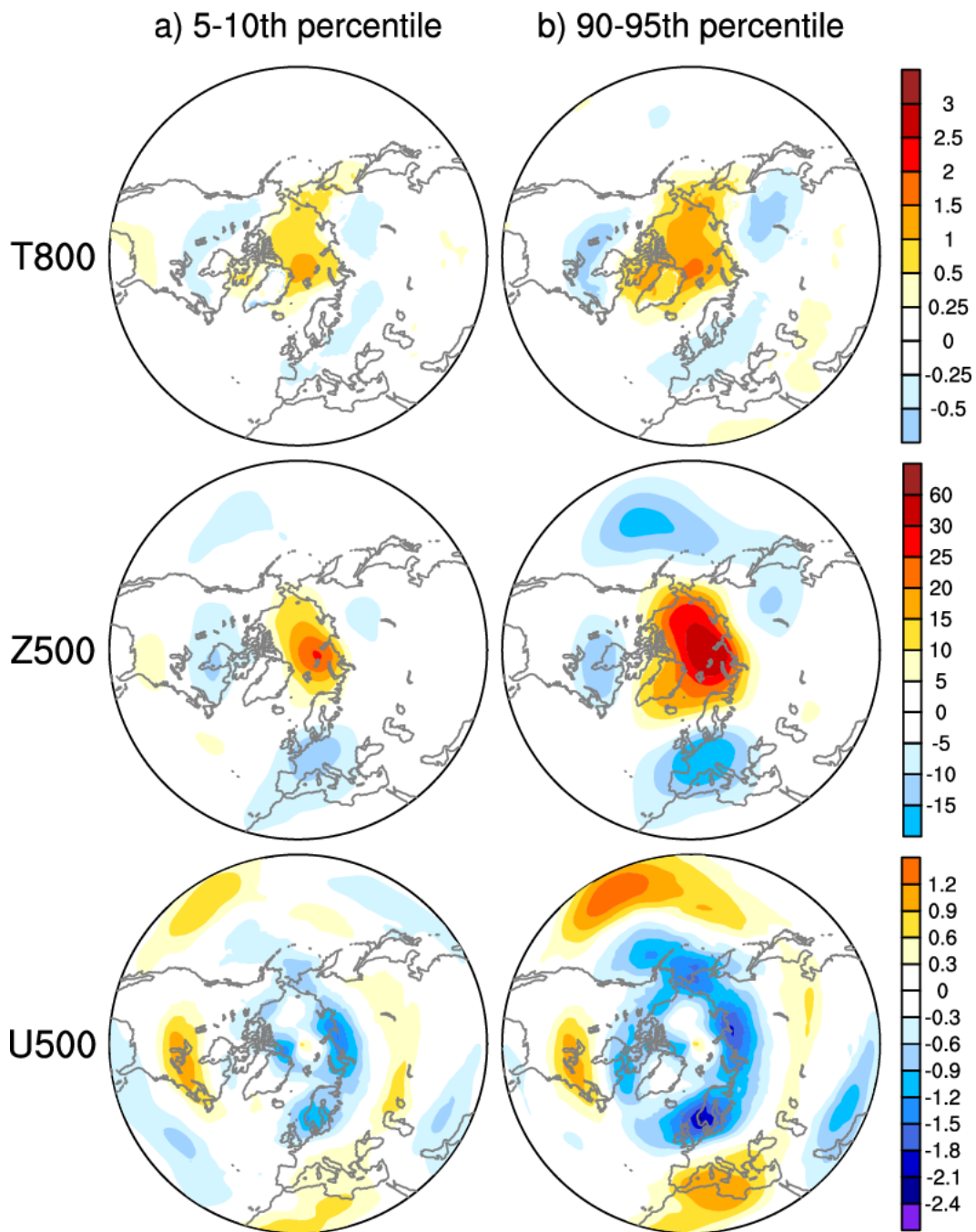
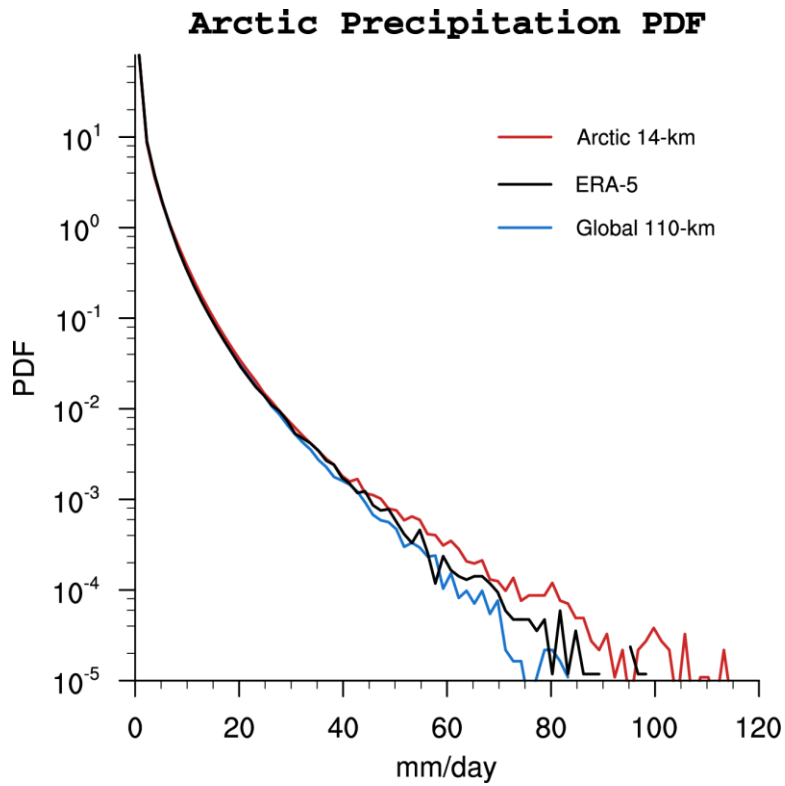


Figure S2: Boreal winter (DJF) surface energy flux response to Arctic sea ice loss in a) Global 110-km model, b) Arctic 14-km model, and c) their difference. The surface energy fluxes includes turbulent latent, sensible heat flux and net longwave radiative flux.



34
35
36
37
38
39

Figure S3: Composite response differences between the Arctic 14-km and Global 110-km models for the 5th–10th and 90th–95th percentiles of the 800-hPa temperature, 500-hPa geopotential height, and 500-hPa zonal wind through bootstrapping methods. See text for details.



40
41
42
43

Figure S4: Probably density function (PDF) of the boreal winter (DJF) daily mean precipitation (unit of mm/day) over the polar cap in ERA-5 during 1979-2024 (black curve), Global 110-km model (blue curve) and Arctic 14-km model (red curve).